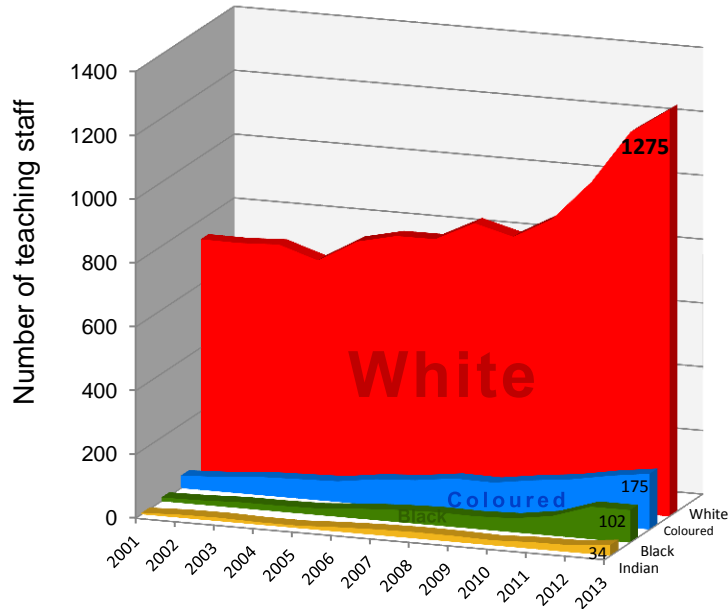


Is this what transformation looks like?


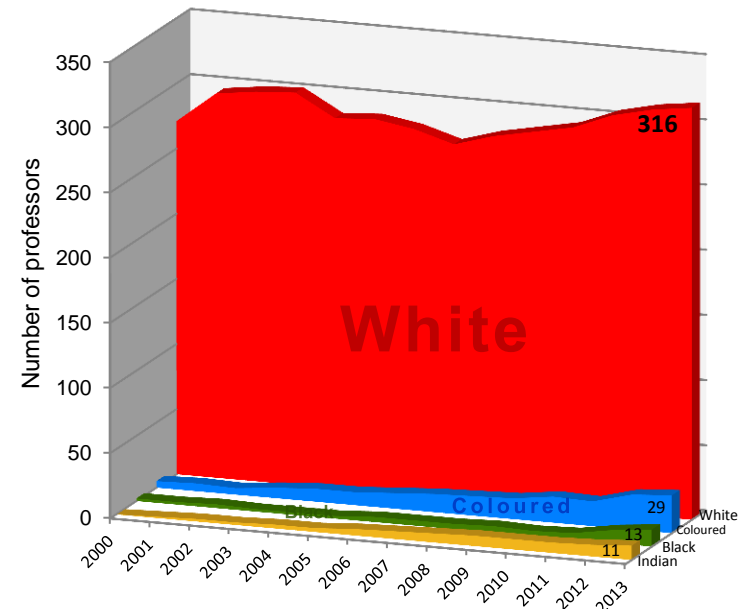
Racial Breakdown of all Teaching Staff at Stellenbosch University (2000-2013)

Including Professors, Associate-Professors, Snr-Lect, Lecturers, Jnr-Lect, Below-Jnr-Lect, Instruc



Racial Breakdown of Professors at Stellenbosch University (2000-2013)

Includes both Professors and Associate-Professors



There are more professors named "Johan" than there are Black professors at Stellenbosch University.

*The racial terminology used here is according to the University's own documents.

Racial breakdown of all Teaching Staff at Stellenbosch University

Including Professors, Associate-Professors, Snr-Lect, Lecturers, Jnr-Lect, Below-Jnr-Lect, Instructors.

Year	Indian	Black	Coloured	White
2000	6	17	45	913
2001	5	12	40	740
2002	10	14	46	739
2003	11	19	57	745
2004	8	19	61	706
2005	8	21	65	776
2006	14	31	82	804
2007	18	38	90	805
2008	20	42	106	866
2009	19	40	104	834
2010	16	44	122	901
2011	21	62	136	1027
2012	22	102	158	1194
2013	34	102	175	1275

Racial breakdown of Professors at Stellenbosch University

Including Professors and Associate-Professors.

Year	Indian	Black	Coloured	White
2000	0	2	5	271
2001	1	2	6	295
2002	2	3	5	299
2003	2	2	8	301
2004	3	2	10	284
2005	3	2	10	286
2006	5	4	12	281
2007	6	4	14	272
2008	7	4	15	281
2009	8	5	16	287
2010	8	4	20	293
2011	8	5	19	305
2012	9	10	27	312
2013	11	13	29	316

- ✓ Only 3,5% of all professors at Stellenbosch are Black.
- ✓ 86% of all professors at Stellenbosch are White



Open Stellenbosch



@OpenStellies
#OpenStellenbosch